

**UNIVERSITY OF BOLTON**

**FACULTY OF HEALTH AND WELLBEING**

**BSc (HONS) DENTAL TECHNOLOGY**

**SEMESTER TWO EXAMINATION 2018/2019**

**DENTAL TECHNOLOGY TECHNIQUES  
FOR REMOVABLE PROSTHODONTICS (DENTURES)**

**MODULE NO: DNT5104**

Date: Friday 17 May 2019

Time: 10.00 am – 12.00 noon

---

**INSTRUCTIONS TO CANDIDATES:**

There are 10 questions in Section A and 3 questions in Section B on this paper.

Answer ALL questions in Section A and 2 questions from 3 in Section B.

The exam is out of 60.

---

Faculty of Health and Wellbeing  
BSc (Hons) Dental Technology  
Semester Two Examination 2018/2019  
Dental Technology Techniques For Removable Prosthodontics (Dentures)  
Module No. DNT5104

**SECTION A – ANSWER ALL QUESTIONS**

- 1) What can be an issue with precision attachments?

**4 marks**

- 2) In the photo below identify what the issue is and suggest the appropriate cast major connector and a reason why.



**2 marks**

- 3) In the photo below, there are four obvious lines, what are each of these and how does it inform your set up/tooth choice?



**7 marks**

- 4) The musculature position for a complete denture occlusal rim recording is?  
Explain why.

**2 marks**

Faculty of Health and Wellbeing

BSc (Hons) Dental Technology

Semester Two Examination 2018/2019

Dental Technology Techniques For Removable Prosthodontics (Dentures)

Module No. DNT5104

- 5) What is meant by the term Class I denture set up and what are the general expectations for the try in?

**4 marks**

**Please turn the page**

- 6) Why must lateral excursions be checked in complete denture set ups, what is known by canine guidance?

**6 marks**

- 7) Why is it important to have a denture set up in the neutral zone?

**1 mark**

- 8) Whitening or marbling is presented on a denture you have cured, what could be two possible reasons for this?

**2 marks**

- 9) There are few contraindications for properly designed clasp retained partial dentures however name two.

**2 marks**

**Please turn the page**

Faculty of Health and Wellbeing  
BSc (Hons) Dental Technology  
Semester Two Examination 2018/2019  
Dental Technology Techniques For Removable Prosthodontics (Dentures)  
Module No. DNT5104

**SECTION B – ANSWER TWO QUESTIONS**

1) major connectors

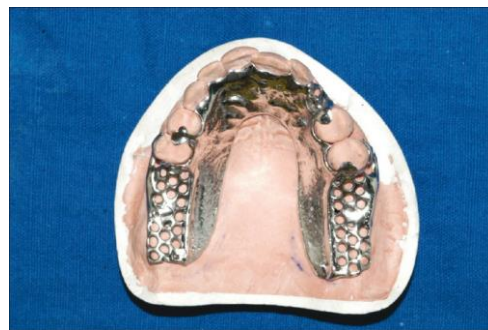
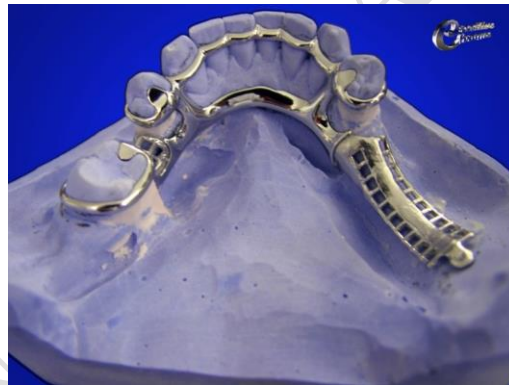
a) identify the following major connectors.

(4 marks)

and then

b) list the indications and contraindications of each.

(11 marks)



**Total 15 marks**

**Please turn the page**

Faculty of Health and Wellbeing  
BSc (Hons) Dental Technology  
Semester Two Examination 2018/2019  
Dental Technology Techniques For Removable Prosthodontics (Dentures)  
Module No. DNT5104

2) minor connector

a) Why do you use minor connectors on a cast cobalt chrome plate?

(1 mark)

b) What generally do they join and what are function of the components

(14 marks)

**Total 15 marks**

3) Flanges

a) Identify the three types of flange from the diagram below and what denture type you would expect to see these on and why?

(6 marks)

b) A socket type of flange will often present with what types of issues?

(3 marks)

c) To create a natural looking complete denture for an older patient when creating the gingival margins what should you do?

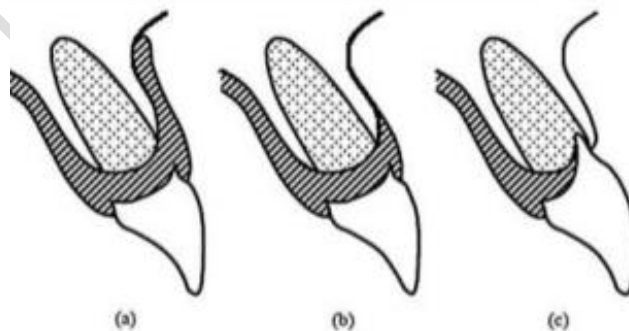
(2 marks)

d) Consider a patient who has a history of poor oral hygiene what must you do with the acrylic work and what is the importance?

(2 marks)

e) Stippling can create a more natural appearance for a patient list how you should wax up.

(2 marks)



**Total 15 marks**

**END OF QUESTIONS**

Faculty of Health and Wellbeing  
BSc (Hons) Dental Technology  
Semester Two Examination 2018/2019  
Dental Technology Techniques For Removable Prosthodontics (Dentures)  
Module No. DNT5104

PAST EXAMINATION PAPER